



Party TIMES



November & December 2013, January 2014

Issue Highlights

Holiday Party Flyer	2-4
Chairman's Cable	5-9
Event Reports	10-11
Ales of the UK	12
Event Flyers & Classifieds	13-16



Is there anything better than fresh lobster right from the dock?

New Members!

Please say hello
& make
welcome:
Eric & Leslie
Jenkins
Groton MA
NEMGTR #7693
Eric & Leslie
drive a 1953
Cream MGTD

From the Editor

As I write this, the outside temperature is in the mid 20's, the woodstove is warming the house and my back is "aching from raking"! Next week I take both Winston & Rosie to the Deerfield Fairgrounds for their long winter nap...always a sad part of my year. This year Rosie was the mileage champ, with trips to NJ, VT, ME, CT & NY for over 4000 miles. Winston, due to his rather embarrassing smoking habit of late (rings) was much less exercised this year with only the trip to GOF 93 in North Conway & the drive to Chauncey Creek Lobster Pound augmenting local trips. Sadly Winston clocked less than 1000 miles for the first time in 15 years...I really need to take care of those rings for next year! All in all however, it was a great driving season and I already can't wait until next year.

Please get your RSVPs & checks into Charles ASAP for the Holiday Party, Frank Cronin has done yeomen's work to set up a new venue that I'm sure you will all love. Please see the information on pages 2-4 of this issue.





Down here old boy, in *this RHD sleigh*, Mr. Claus, you're *MY* co-pilot.

**You are Cordially Invited to Attend
The "ALL NEW" MG T-Party Holiday Party
Saturday, Dec. 7th**

To be Held At:

**Max & Dylan's (North)
15 Middlesex Turnpike
Billerica, MA 01821**

978-663-6500

<http://www.maxanddylans.com/>

SAME TIME, NEW LOCATION, NEW MENU

12:00 pm - Cocktails (cash bar) and Socializing

1:00 pm - Dinner

Join your good friends for an afternoon of great food and lively conversation. We have a great new venue this year at Max & Dylan's in Billerica, MA, and we look forward to seeing as many members attend to help put us in that holiday spirit!

Once again, we will be collecting new, unwrapped toys to be donated to St. Ann's Home. For Marguerite's Place paper goods, health and beauty supplies and diapers (larger sizes) and wipes are always appreciated. We'll also have our

traditional silent auction to pass along or acquire anew those MG-themed must haves! No need to choose your menu selection ahead of time, we will order when seated from a price fix menu including the following delicious choices:

Choice of Starter

Garden Salad or Clam Chowder

Choice of Entree

Pan Seared Chicken Breast

Mashed Potatoes, Asparagus, Sage-Shallot Reduction

All Natural Steak Tips

Potato Lasagna, Sautéed Spinach

Mac & Cheese

Cavatappi, Toasted Garlic Crumbs

Blackened Swordfish

Jalapeno Roasted Fingerlings, Tomato Jam, Skillet Corn

Vegetarian Pasta

Seasonal Vegetables In A White Wine Sauce

Dessert

Chocolate Chip Cookie Slider

\$28.00 per person (Covers meal, tax, gratuity)

Please **RSVP** to Charles Dyer by November 20th, if possible, so that we can confirm the numbers with the restaurant. Fill out this form and return with your check Payable to "The MG T-Party":

Please sign us up for the Holiday Party at Max & Dylan's @ **\$28.00** per person:

Name(s): _____

Phone: _____

Check Enclosed for \$ _____

Email: _____

Return Form by Nov. 20th to:

Charles Dyer, 329 Essex Street, Hamilton, MA 01982.

Questions? Telephone: 978-468-0156 (evenings)

DIRECTIONS:



FROM I-95 / MASS 128 NORTH AND SOUTH Take exit 32A-32B for US-3 N/Middlesex Turnpike toward Lowell/Burlington; Take exit 32A to merge onto US-3 N toward Lowell/Nashua N.H.; Take exit 26; Merge right onto MA-62 E/Burlington Rd; Turn left onto Middlesex Turnpike; Destination will be on the right.

FROM NASHUA, NH US-3 S toward Burlington; Take exit 26 for MA-62 toward Burlington/Bedford; Turn left onto MA-62 E/Burlington Rd; Turn left onto Middlesex Turnpike; Destination will be on the right

Chairman's Cable



Forward Progress, Mad Plugger — Revisiting Those Restoration and Repair Project 'To Do' Lists

Perseverance and Progress. Crack on.

Let's face it, life can be busy, and some projects worth doing necessarily just take a low-priority position in the grand scheme of things. This brings me to our subject matter this month, restoration of windscreen motor wiper function on an MG TC.

First, sadly underused, my TC rarely sees rain, having *last* been caught out playing in the wet at GOF 83 (T's by the Sea, circa 2008) sheltering in the underground car park:



Second, having never seen one in action, I'm told the Lucas CW wiper motor (even when) properly functioning in all its mighty vigor leaves much to be desired. Third, RainX

really does work and can do wonders for keeping forward visibility tolerable. Lastly, even though a requirement for the yearly Massachusetts safety inspection sticker, no garage has ever asked me to demonstrate working wipers on the TC since I've owned the car. So, you can understand my lack of impetus and motivation for tackling restoration of the quirky windscreen mounted Lucas wiper motor up until this point.

However, as I knew Hal Kramer would be attending last year's holiday party I determined it was about time to get this project underway, and a few simple nuts later, I had the offending unit removed from the TC and packed up to hand over to Hal for refurbishment over the long winter in time for the 2013 driving season. For those of you who don't know, Hal restores MG clocks and wiper motors, doing a great job with these *mysterious smoke-filled devices*, operating under the sensible name, what else, "MG CLOCK AND WIPER MOTOR REPAIR SERVICE," (tel. 413-442-0651).

MG CLOCK AND WIPER MOTOR REPAIR SERVICE
99 Bellmore Drive
Pittsfield, MA 01201
Phone: (413) 442-0651
E-mail: HKramer@goypar.com

21 June 2013

Dear Charles,

This wiper motor has been reconditioned and shipped on the above date. The gear case has been cleaned internally, new grease has been added and the commutator has been turned. Other work was performed per my previous estimate.

During bench test, the period of oscillation was measured to be less than 2.0 seconds and the full load current did not exceed 2.2 amperes. These values are within accepted limits.

All work performed has a 90 day warranty from time of shipment. If you have any problems related to the wiper motor, please do not hesitate to contact me.

A handwritten signature in black ink that reads "Hal".


Hal Kramer

Besides cleaning, testing, and restoring full operation, Hal can do a complete cosmetic restoration including proper crinkle-finish black

paint on the body and sending out for chrome plating the brightwork control switches if desired. What he sends back is a fully refurbished and tested unit, good as new.

Lawrie Rhoads, operating under the business name, "BRITISH CAR PART RESTORATION" (tel. 508-359-2077) I believe also still offers this service for wiper motors and horns, but I went with Hal if only because I was able to hand it to him in person and save some shipping and insurance costs that way.

To get ready for my MA inspection sticker that expired in August, I figured refitting the motor would be a simple half-hour, *reverse-of-the-easy-removal-process* endeavor. Well it would have been except for the fact that I had chosen (wisely or not) to replace the suspect 35+ year-old wiper motor **WIRE** at the same time. Yes, the one that resides inside the chrome plated windscreen frame. Be forewarned, this is a frustrating, expletive-inducing bear of an undertaking, which likely explains why the wiper motor never worked in the last 25 years or longer, even for the previous caretaker of TC 6977. The good Professor clearly didn't want to tackle it. Well, given how he chose to equip the TC for rainy days, it's no wonder he neglected fixing the wipers.



Yes, that's a throat-bashing, home-made, guillotine-like "Foul Weather" tonneau he's demonstrating there. When zippered in up to

his neck, his head was fully locked into the cockpit; he kindly cautioned using "extreme" caution when stopping suddenly when operating this rain gear, *lest one bash one's Adam's Apple*. It's safely stored away in my basement...


The very old and tired looking *rats nest of wiring* I removed, posing for the wiper motor wire was frayed, its insulation cracked and *melted in several places*, and as I discovered had no less than seven tape-covered splices of alternately original cable and what looked to be circa 1970's Hi-Fi home audio speaker wire cobbled together under the fascia panel. It even had a splice with a tributary wire *in search of a ground* leading under a bolt to the bulkhead.



Hal also informed me that my Lucas wiper motor had at some point been modified internally to have the case grounded, so I had Hal internally rewire it back to factory specs. Having read that the wiper motor **WIRE** supplied by Moss is somewhat undersized in

gauge to carry the electrical load placed on it by the motor (no doubt to make it easier to fit and thread through the small holes in the chrome windscreen), and although I'd been informed you could twist the two strands together to safely take the electrical current by using a separate ground wire at the wiper motor, I'd chosen another solution.

Having had great experience with Doug Pelton's business, "FROM THE FRAME UP" as a supplier of original quality spares for our T-Series needs, I ordered part # EL480, "Wiper Motor Wire," Black (waxed) cotton cloth, of the proper wire gauge for carrying the electric current required by the wiper motor.




Mind you, it is small enough to fit through the little hole at the top and bottom (left side) of the windscreen, but just barely. I ended up having to take apart practically all of the chrome frame surrounding the windscreen along the top and left side to remove the old wire and refit the new. After some 4.5 hours of manipulating, poking, prodding, use of tiny needle nose pliers, and thin safety wire used to tie to and pull through the heavy gauge wiper motor wire, I eventually had success in getting it all in place.

Connecting the two wires to the motor, leaving enough slack for future repairs, and at the base to ensure the windshield could be folded flat without restriction (for that authentic wind-in-the-face TC experience), I wired the other end to the "A4" and "E" terminals on the

voltage regulator and crossed my fingers. I now have fully functioning wipers as per the Abingdon Works factory original design.

I'll still stock up on RainX next time I'm at the auto parts store, but doing the job right always brings satisfaction and a sense of accomplishment. Thanks go out to Hal for his assistance on the wiper motor overhaul. I highly recommend his services if you need them. And if you decide to take on this project on your own vehicle and absolutely need to replace your wiper motor wire too, fitting it inside the chrome windscreen, and get stuck, give me a ring and I'll do what I can to lend some tips and encouragement for your very unpleasant task ahead. "PERSEVERANCE SAITH THE ANCIENT MOWAG'ER AND YE SHALL PREVAIL."



[Newly refitted motor with correct gauge wire.]

If you want to tackle the wiper motor cleaning, repair, and refurbishment yourself, there is a pretty good how to "TC Clinic" available here from The TC Motoring Guild, Clinic #18 -

"Maintaining the Windshield Wiper Motor": <http://www.tcmotoringguild.org/techinfo/TClinic-18.pdf> and TTypes.org featured an article on restoring Lucas wiper motors here: <http://ttypes.org/tt2/new-life-for-an-old-wiper-motor> . See also the enlarged and exploded diagram for refitting the wiper motor back to the windscreen at the end of my column.

So what's left to tackle this month? A "slumgullion" we are told is a stew of leftovers. [Kate Manning, NY Times, 9/21/13, "The Lost Slumgullions of English"]. We all have many leftovers at hand, or, perhaps in the case of MG parts and projects, more accurately, literally under foot, be they long-neglected meant-to-get-to-it repairs, spare parts hiding in (dare I say it) decades-old-untouched-boxes, half-started disassemblies sitting atop workbenches (and hopefully not strewn across our kitchen tables). Well, with the autumn chill in the air 'tis the season for making a hearty slumgullion "stew" of these leftovers. Tackle those "to do" lists and long-abandoned MG projects. *Crack on. Forward progress, you "Mad Pluggers"!*

I offer up one final note on the matter of the Series IIA SWB 88" Land Rover and seeking one's sure-footed path forward. The Lebanese-American poet, Khalil Gibran, in one memorable line from his poem "SAND AND FOAM", remarked ***"We choose our joys and sorrows long before we experience them."***

What I choose as my "joy," even knowing it will surely bring some measure of "sorrow" to my future path, perhaps because of the judgments and reactions of others, may be entirely known well in advance. So too, know others may choose in advance to view our "joys" as their "sorrows." It's all a matter of perspective and therefore choice. My life would be immeasurably diminished and reduced without my British car obsession-and-affliction; my lovely spouse's *not so much*.

"Every man should keep a fair-sized cemetery in which to bury the faults of his friends."

**--Henry Ward Beecher
(American Clergyman)**

With choice comes power and freedom, and some measure of responsibility to both self and others. Use your freedom and power to choose wisely and responsibly, for in your personal choice you may help determine (if not control) the "joy" and "sorrow" of not only your experience but perhaps that of those who share your path. *MY ADVICE: PURSUE JOY IN ALL THINGS. YOU CAN EXPLAIN YOURSELF LATER.*

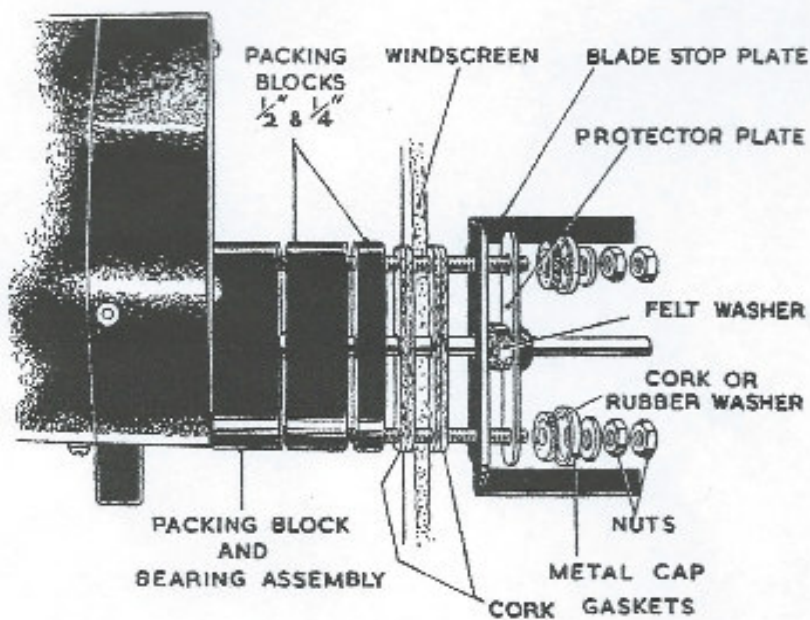


--Charles

REMINDER – Another important item on all our "TO DO" Lists. Please get those annual membership renewal forms and dues checks in the mail to Judy Krongelb.

SUPPLEMENTARY FITTING INSTRUCTIONS FOR MODEL CW WINDSCREEN WIPERS

It is important to mount the windscreen wiper in the manner shown below.



For clarity, the assembled parts have been shown in exploded form. It is particularly important to see that the two cork gaskets are positioned one on each side of the windscreen surround.

JOSEPH LUCAS LTD · BIRMINGHAM · ENGLAND

Supplement to Instruction Booklet No. 819.

R/555/L Printed in England

Cruising for Crustaceans



The idea of Chauncey Creek for our annual cruise to a lobster pound came to me as I was driving the back road from Kittery to York Harbor in the early spring and stumbled across the restaurant tight up against Chauncey Creek. I thought it had everything...lots of space, off the beaten path, nice back roads...much less hustle & bustle than last year...it seemed perfect. It wasn't until I spoke with the owner a few months later that I realized the one big drawback...on a summer weekend there was severely limited parking. If we were

going to come in August there would be no way to set aside reserved parking, however, if we changed the date to September they could guarantee that we would have reserved spaces on tarmac. Not wanting to have anyone's cars parked in the dirt alongside the road, I opted to change the date rather than lose the venue as I thought it very nice. I'm glad I did as the folks at Chauncey creek couldn't have been more helpful, not only did they rope off their parking lot for our cars, they reserved a block of tables on the deck for us and assigned



two waitresses just for us!

The day started with a caravan from the Dunkin Donuts in Merrimac MA, where Kim & I (TD) were met by Charles & his son (TR6), Fred Horner (MGA) and Eric & Leslie Wickfield (Ferrari F430). I had planned a nice route on back roads through Exeter, North Hampton, Rye & New Castle with a trip across the new Memorial Bridge, which went smoothly with no problems, except of course our TD having to slow down so the Ferrari could catch up! Along the way we stumbled upon Rick & Maryellen in a MINI who joined in the back of the

pack for the last leg to Chauncey Creek. Once parked, we met up with a group of Members who had opted to go straight to Chauncey Creek rather than do the caravan. Russ & Shirley, Rudy & Barb, Ski & Marie and Andrew Bass (which means we had two Ferrari's!) put our total of Club Members to 18 for the trip. The food was great, the setting wonderful and the weather & service perfect. We even got to watch a rather large yacht pull up to the dock for dinner as the tide came in...impressive but not as much fun as driving up in a sports car!!!



MS Mt. Washington Foliage Cruise



The big question after last year's successful foliage & jazz brunch cruise that was planned by Andrew was if he could correct the only negative that we encountered on that trip...well correct it he did indeed! This time Andrew spoke to the proper weather god in charge and there wasn't a rain shower within 60 miles...although it was a bit on the chilly side. Once again I ventured north in the TD without side curtains and with the mighty Hupp heater blowing for all it's worth to keep my kneecaps warm! Layered as I was with sweater, fleece & leather I was comfortable enough to enjoy the wonderful fall colors as I headed

to Weirs Beach, actually passing through Alton Bay as the Mt. Washington was pulling out on her return trip...I raced the steamer to Weirs Beach and arrived a good 15 minutes ahead...don't fool with the mighty TD!

Weirs Beach couldn't possibly have been more different than last year, where because of the raw rainy weather, the town was virtually deserted...I even parked the TD right in front of the dock. This year by comparison, the closest I could come was all the way down the end of the street as the town was bursting with tourists. The line for the boat was already formed and there was some worry whether they might not hold the space Andrew had reserved because of the large crowd...not to worry as once again Andrew was able to commandeer premium seating on the bow, just below the Captain's Deck. As an added bonus, unlike last year, the brunch was set up on our deck so the walk to the serving line was closer. The food was very good, and if you did a bit of exploring you found out that our line had a carving station with ham, while the stern serving line had roast beef...easy enough to go back for seconds to the aft serving line to get your share of roast beef. The mimosas did their part to help



wash down either the ham or the roast beef! The cruise itself was very enjoyable, smooth as glass. At times you forgot you were steaming until you looked outside to see the shoreline gliding by...which of course you did quite often as the colors were spectacular. The official NH tourism site listed the fall foliage as at its peak in the Winnepesaukee region and they were spot on! Every where you turned you were greeted by red, yellow & brilliant orange colors...most enjoyable! A big thank you to Andrew for planning & coordinating...great job!!


The Ales of the United Kingdom

"Give my people beer, good beer & cheap beer, and you will have no revolution among them"

Queen Victoria



Ringwood Brewery
138 Christchurch Rd
Ringwood,
Hants



Best Bitter

Beer has been brewed in Ringwood for centuries ever since medieval man first mixed the crystal water of the River Avon with the malted barley harvested from the surrounding fertile fields of Hampshire. The market town was a magnet for merchants and dusty drovers who needed their thirst slaked and whistles wetted before they could get down to the business of bargaining and bartering and many a deal was sealed over a draught and a noggin in one of the many taverns, inns and ale houses that gave Ringwood one of the highest pubs per head of population in olde England.


Ringwood Brewery was founded by Peter Austin in 1978, a man who is revered as "the father of British Micro-brewing". Ringwood Brewery's first brewhouse was in a former bakery in the old station yard brewing Best Bitter and Fortyniner for a handful of local customers. 1979 saw the production of Old Thumper, which has since become the flagship brew. In 1986, having outgrown the Minty's yard premises, the brewery moved to its present site, ironically the location of the old Tunks' Brewery which ceased trading in 1821. Today the brewery is able to produce circa 40,000 barrels of its renowned and distinctive beers. In addition to Best, Fortyniner, and Old Thumper, we now brew the blonde Boondoggle, our autumn brew Huffkin, the deliciously warming XXXX Porter.

Best Bitter Tasting Notes:

The perfect supping beer. Our first brew and still a favourite tippie. Tempting hop aroma with fruit notes. Good malt feel in the mouth, dry, tangy fruit finish. Delicious, easy drinking slightly tart pale bitter.

<http://www.ringwoodbrewery.co.uk/>

New England Classic MG



Austin Healey
Jaguar

MGT series thru MGB

Restoration, Repairs, Parts • Coach Rebuilding

603-539-7941
Chuck Troast

Moulton Rd.
Freedom, NH 03836

Wilton Auto Electric

*Solid-state Generator Voltage Regulators
Lucas Regulators A Specialty*

Robert K. Jeffers
President & CEO

10 Stoney Brook Drive
Wilton, NH 03086-5151
603-654-9852
Fax: 603-654-2351
bobi50@comcast.net

BritBooks[®]



Leesa Knudson Hudak
Don Hudak, Owners

www.BritBooks.com

800.732.3646
BritBooks@BritBooks.com
149 Morrill Road
Canterbury, NH 03224

Positions Available

The Club is actively seeking Members to fill the following positions:

Web Site Manager

Contact Kathy Ahrendt
info@mgtparty.org

Historian

Contact Alex Gottfried
alex_gottfried@msn.com

Activities

Contact Steve Neal
skyhook114@comcast.net

T-Party Key Personnel

Charles Dyer, Chairman

329 Essex Street
Hamilton, MA 01982
(978) 468-0156

dyer-charles@comcast.net

Alex Gottfried, Vice Chairman

6 Larnis Rd
Framingham, MA 01701-3419
978-764-4702

alex_gottfried@msn.com

Activities

Position Open

Judy Krongelb, Treasurer

55 Parker St
Acton, MA 01720
(978) 263-2519

kronwasser@yahoo.com

Historian

Position Open

Maryellen & Rick Pelletier, Membership

22 Walton Road
Plaistow, NH 03865
603-819-6418

mpelletier@myfairpoint.net

Chris Nowlan, Technical Advisor

7 Melendy Hollow
Amherst, NH 03031
603-673-0939

nowlanc@comcast.net

Rick Smith, Technical Advisor

312 High Street
Dedham, MA 02026
(781) 326-9055

(603) 253-6524 weekends

tech_guy1@mgtparty.org

Betty Butler, Regalia

153 Jamestown Road
Belmont, NH 03220
(603) 524-2543

bjbutler@metrocast.net

Bob Dougherty, Editor

28 Ledge Wood Drive
Strafford, NH 03884
603-948-2078

editor@mgtparty.org

Web Site

Position Open

T-Party Classifieds

1952 MGTD

XPAG engine 17573 all numbers match, 500 miles since frame up restoration, Red, new chrome, biscuit interior, solid walnut dash, tan top, side curtains and tonneau cover. Accessories include wind wings, badge bar, driving lamps, heater, and directional lights. Spares and tools go with the car. Appraisal documentation available for review. Back injury forces sale for \$24,000

George Lucas, Bedford NH
geodol@msn.com

MG Logo Socks



\$4.50/pair

Please add
\$1.00 if you
want them
shipped

High Quality ankle style socks with MG logo

Sizes:

Small-Red Logo

Medium-Red, Green or Black logo

Large-Black logo; XL-Green logo

Contact Kathy @ 603-426-8568

Skyhook

Engineering

207-721-0166

Steve Neal

skyhook114@comcast.net



YT, 1950, EXU3030, engine XPAG 20438, owned since Nov. 1992, but terminal illness forces sale. Total ground up restoration by British car professionals, incl. Steve Hardy and Rick Smith, Boston, completed 1998. Modifications include front disk brakes, f/r sway bars, electronic ignition, 5 speed transmission, rear end 3.9 ratio, directionals, safety rear lights. Car can be returned to absolute original condition with spares, transmission, springs, brakes, all part of this sale.

Have complete documentation of every cost and work done.

This car a prize winner, incl. Register Premiere, Greenwich Concours d'Elegance (Best British Sports Car), Cape Cod British Car Club First

Place, Tanglewood British Motorcar Festival First Place (2011).

Currently in absolute mint condition & roadworthy with today's traffic requirements. Undertook Register trips, including Skyline Soiree, Calgary Stampede, Run Around the Rock (Newfoundland). Photos on request. Asking \$35,000

#10901 John Friedler, Bedford, NY (914)234-0962 or Johnf72@gmail.com.

Supplemental Regalia available from KP Creative Stitches

KP Creative stitches is a home based embroidery studio that has digitized the T-Party logo so it can be put on items that are not currently stocked by the T-Party Regalia. Currently we can offer the logo on denim shirts (\$35) & sweatshirts (\$40). kathy@kpcreativestitches.com Special orders accepted

Kathy Ahrendt 603-426-8568 or Priscilla Guenther 828-728-4927

T Party Regalia

There are jackets, shirts, car badges, cloth pins and now pens available for purchase. That MG fan in the family might just fancy something from our collection.

Jackets.....	\$35.00
Add a name to the Jacket.....	\$5.00
Shirts with pockets.....	\$28.35
Shirts w/o pockets.....	\$27.50
Car Badges.....	\$30.00
Hats, Navy bill w/teal upper, MG T-Party (lettering in white).....	\$9.50
Pins.....	\$2.50
Cloth Patches.....	\$1.50
License Plate Frames.....	\$1.00
Pens.....	\$.50

Add **\$5.00** per jacket/shirt for shipping & handling. Other items will be billed actual postage.

Contact Betty Butler to purchase Regalia.
 bjbutler@metrocast.net

We are also looking for suggestions for what the membership might want for regalia.
 Please let Betty know if you have any ideas.

1979 MGB Roadster



- New Carmine Red paint
- Tan interior & black carpet
- Always Garaged...NO RUST!
- Very Strong Engine
- Weber DGV downdraft Carburetor
- Peco Exhaust
- 4 speed with overdrive
- New convertible top & tonneau cover
- Windshield cover & 2 whole car covers
- Michelin tires
- 84K well cared for original miles
- Various extra parts (fuel pump, water pump etc.)
- Manuals: Complete Official MGB Workshop manual & MGB Drivers Handbook

Contact Ron Walker
 703-729-4750 (H)
 703-638-8590 (C)



**For Sale
1951 MGTD**

- Full Restoration 8 years ago by Chuck Troast.
- 4:8 Rear end
- All numbers match
- A fine driving car

Asking \$20,500 OBO
Werner Jacobsen
315-790-5273

For Sale

16" wire wheels originally on my J2 when I bought her. The tires are 5.50/16 but probably not suited for driving. I believe these wheels were period upgrades from the 50's & 60's for J, P & T Types. They are doing no good in my garage!

Asking \$50 each or best offer.
Shirly Splaine
603-968-7289
garden775@metrocast.net



1955 TF1500

Matching numbers, Pale Yellow with Green Interior. Interior, top, tonneaus (full and half) and side curtains are all new. New tires. Chrome is in excellent condition. Aluminum valve and tappet covers. SS exhaust system and ceramic coated exhaust manifold. Engine compartment has been detailed .

The car runs great. All fluids have been recently changed. Ready to enjoy today!

\$32,500
Craig Hess
617-281-6232



Thanks to The Triumph Club of North Florida